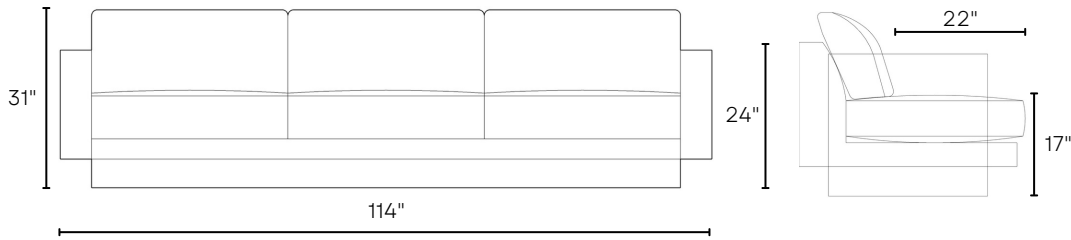


ANDREW



SPECIFICATIONS:

FRAME:

Made of kiln-dried tight-grained hard wood called Alder. This wood is harvested from sustainable forests. All edges and arms are carefully padded by hand with high-density foam.

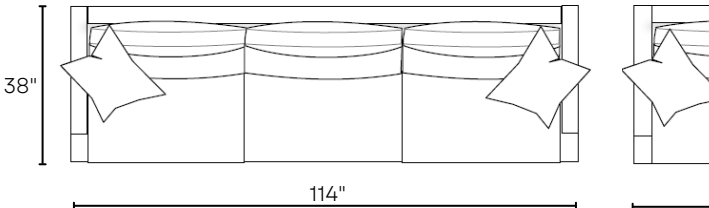
FILL:

L2 - NA Comfort Fill: Seat Cushions - HR foam 2.5lb core is wrapped in an NA Comfort Fill envelope. The foam core offers additional support and helps the cushion keep its shape. Back Cushions/Pillows - Made of 100% NA Comfort Fill. (Required Maintenance - To maintain a L2's longevity, shape and fullness, we suggest you smooth out, toss and turn each pillow and cushion regularly.)

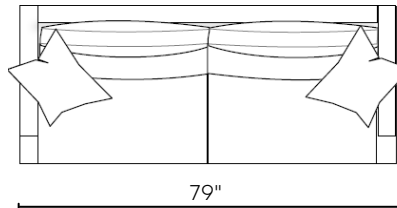
BASE:

Wood base
Standard Height: 5"

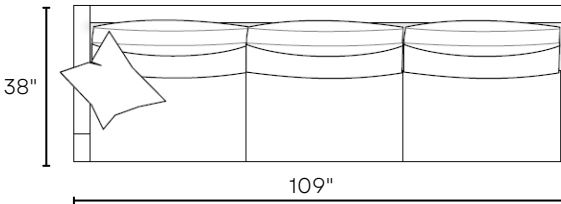
SOFA



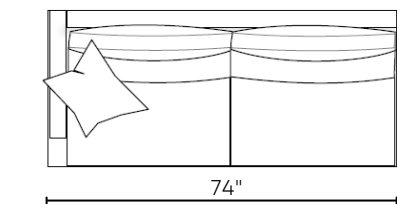
MID-SOFA



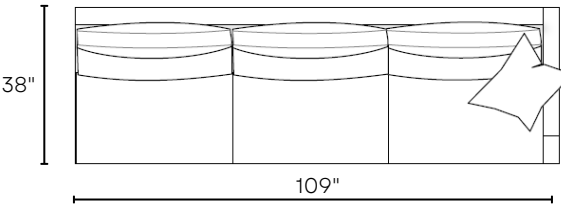
LAF SOFA



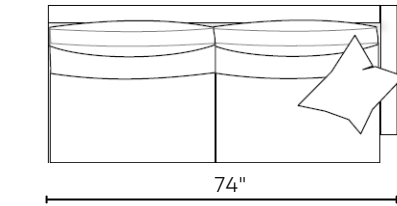
LAF MID-SOFA



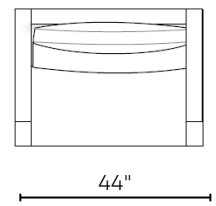
RAF SOFA



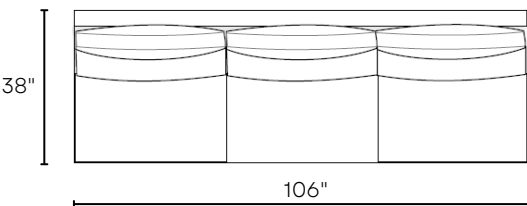
RAF MID-SOFA



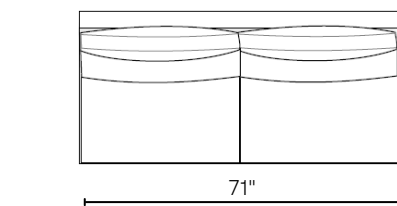
CHAIR



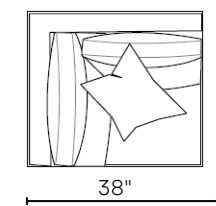
ARMLESS SOFA



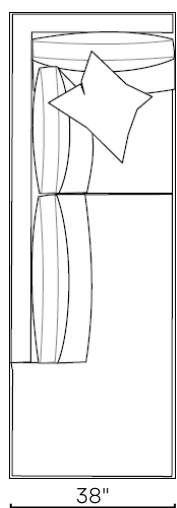
ARMLESS MID-SOFA



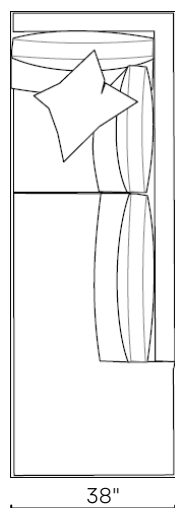
CORNER



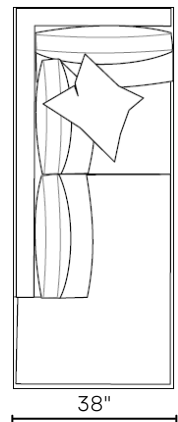
LSB-BUMPER SOFA w/ RTRN



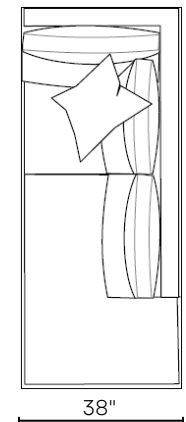
RSB-BUMPER SOFA w/ RTRN



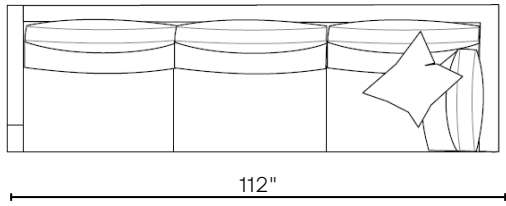
LSB-MID-BUMPER SOFA w/ RTRN



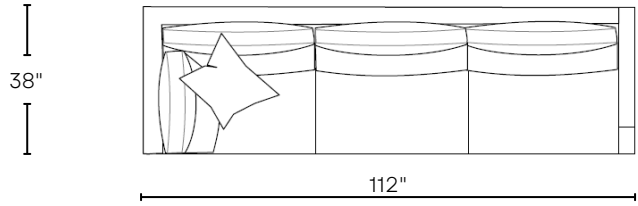
RSB-MID-BUMPER SOFA w/ RTRN



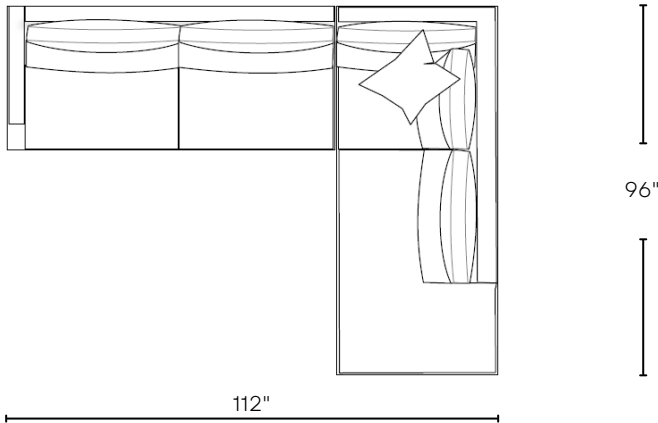
LAF SOFA w/ RETURN



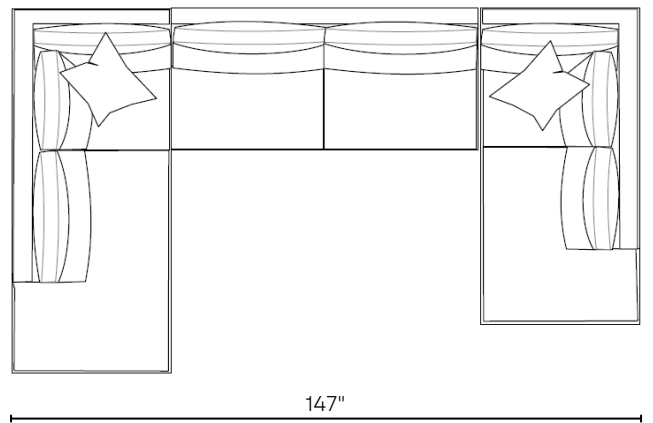
RAF SOFA w/ RETURN



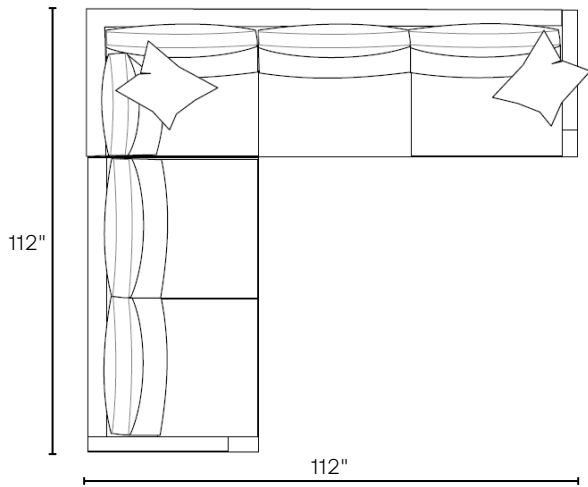
LAF MID-SOFA & RSB-BUMPER SOFA



RSB MID-BUMPER SOFA, ARMLESS MID-SOFA, & LSB-BUMPER SOFA



LAF-MID SOFA & RAF SOFA w/ RETURN



LSB-MID BUMPER SOFA & RAF SOFA

